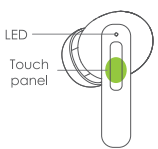


music . anywhere . everywhere

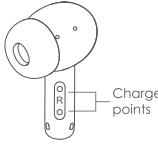
bassline
HUSH

In the Box

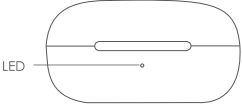


LED

Touch panel

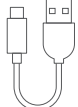


Charge points




LED

Charging case



USB-C charge cable




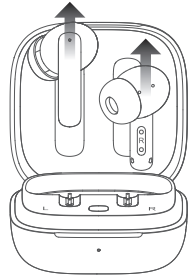
S

M

L

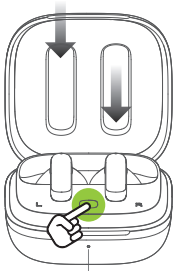
Ear-tips

How to Connect



Note: once you have followed this procedure, the next time you remove from charging case earbuds will connect to your phone automatically.

Connect more





LED




Switching between 2 devices place earbuds into case, press button on case until you see LED blink white. now you can connect to second device.

Note: you cannot the same time


Touch Controls




▶|| ...0.5s




▶▶ ...0.5s




⏮ ...0.5s





⏭ ...0.5s





ANC: ON/OFF/OPEN




⏻ ...2s



☎ ...0.5s





☎ ...2s






R


Your earbuds come pre-set as below but you can customise to how you want through the BOOMTUNE APP




▶|| ...0.5s




▶▶ ...0.5s




⏮ ...0.5s





⏭ ...0.5s





⏻ ...2s




⏻ ...2s



☎ ...0.5s

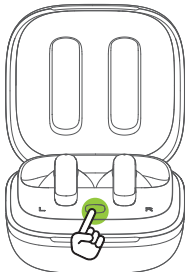


☎ ...2s



L

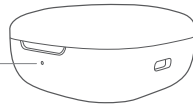
Charging



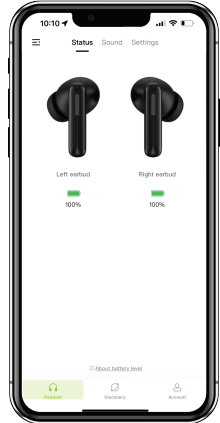
LED - Check case battery- Press button

Battery level 100%/20% ○

Battery level Below 20% ●

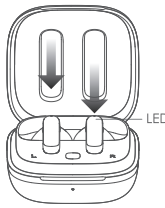


LED



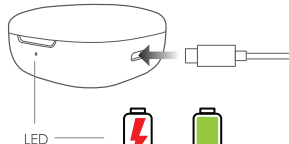
To check Buds battery status at any time you can open the BoomPods App.

Charge Earbuds



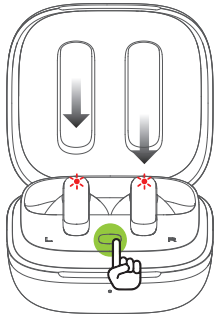
LED

Charge Case



LED

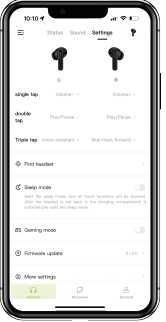
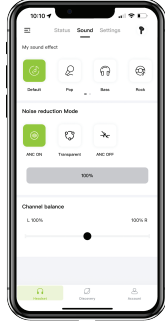
Factory Reset



In the unlikely case of any pairing problem

Place earbuds into charging case and press button for approximately 15 seconds or until both earbuds blink red 5 times

Further enhance your experience by downloading the BoomPods "BOOMTUNE" App, go to the App store.



Battery

Case battery

Charge time

Frequency

Microphone Type

Active Noise Cancelling

Sensitivity

Mic frequency range

Operating temperature

Bluetooth

Drivers

IPX Rating

Play time

Latency

45mAh Built-in Lithium Battery

380mAh Lithium Battery

1.5 hrs

20-20 KHz

4x ENC Cancelling

28db

95+-4db /mW at 1KHz

100Hz to 10KHz

-3c 45c

V5.3


10mm graphene dynamic

IPX 4

7 hrs (1 charge) total 30hrs


75ms

The Declaration of Conformity can be found at:
<https://www.boompods.com/product/basslineHUSH> Hereby, Boompods declares that the radio equipment type [Earphone with Bluetooth] is in compliance with Directive 2014/53/EU.FCC ID: KDR-BH20T13A




?





www.boompods.com



Download on the App Store



GET IT ON Google play



iPad, iPhone, and iPad are trademarks of Apple Inc registered in the US and other countries
Android is a registered trademark of Google Inc., registered in the US and other countries

BOOMPDS is a trademark of BOOMPDS LTD. BOOMPDS ©2023 All Rights.
BOOMPDS Ltd [UK] Norwich NR11 7AQ, UK
BOOMPDS (EU), Gronica, 05-503, PL
info@boompods.com Registered No: 08147066, Made in China.